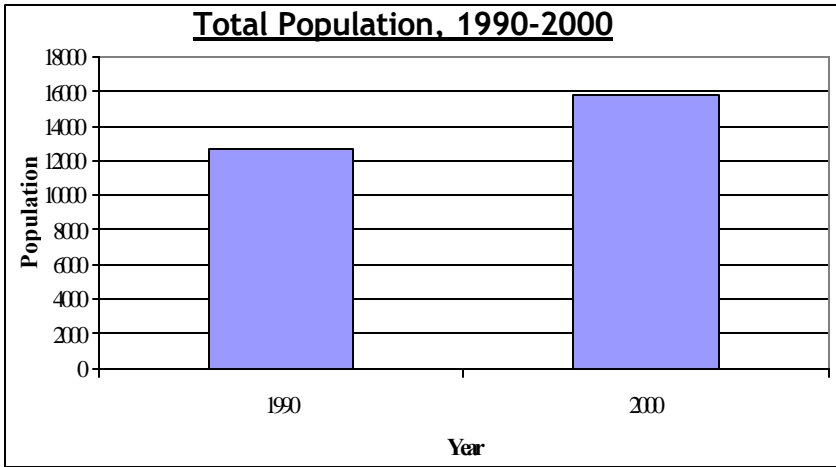
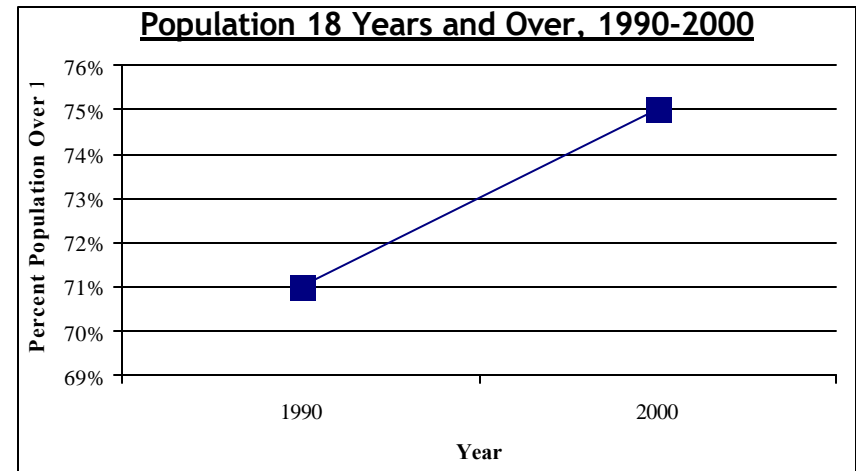


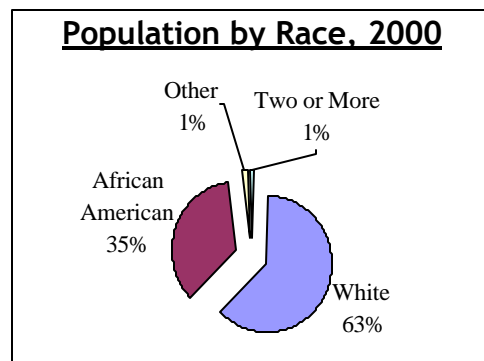
Northwest Berkeley County



The population of Northwest Berkeley County grew 30 percent between 1990 and 2000. Its population now makes up 11 percent of the County-wide population.



In 1990, 71 percent of the population was over 18 years of age. By 2000, 75 percent of the population was over the age of 18. This is a 31 percent increase over the number of persons 18 and older in 1990.



Relatively high increases in the racial components of the population occurred during the 1990's. The White population increased by almost 24 percent, while the African American population rose 21 percent and the "Other" population increased by 72 percent.

Census 2000 Statistics by Tract

Census Tract	Total Population	White Population	African American Population	Other Race	Two or More Races	Population Aged 18 and Over
201	7,291	2,961	4,233	60	37	5,573
207.01	8,444	6,909	1,275	157	103	6,211
Totals	15,735	9,870	5,508	217	140	11,784