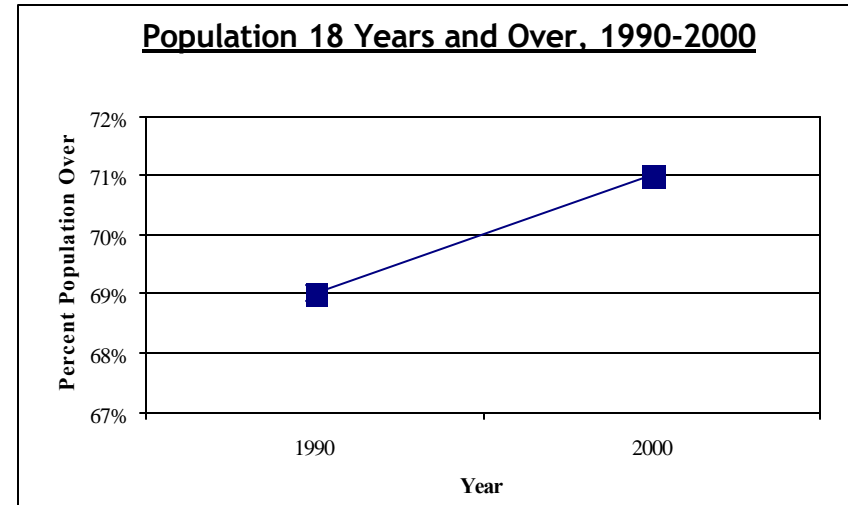
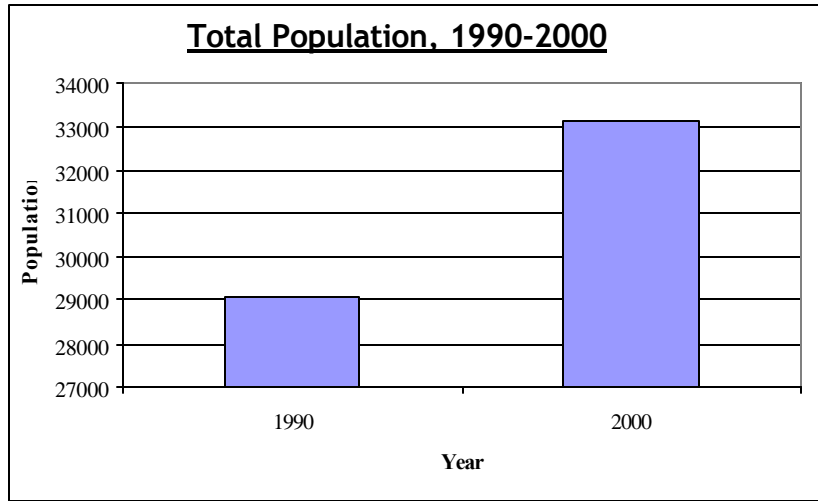
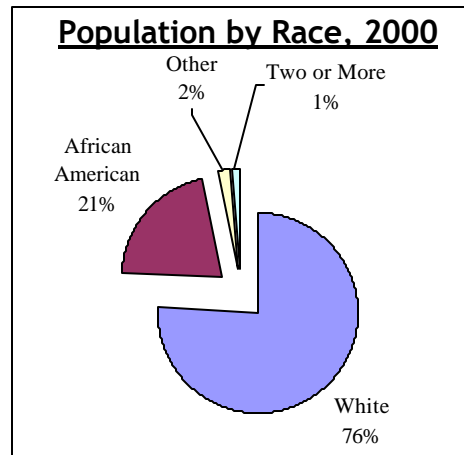


Central Summerville



The Central Summerville Planning Area had the second largest population in 2000. Its population increased by 14 percent during the 1990's, gaining a little over 4,000 people.



The population aged 18 and older increased from 69 percent in 1990 to 71 percent in 2000. This is a 17 percent increase in the number of persons older than 18 years of age.

During the 1990's, the African American population grew at a much higher rate (almost 21 percent) than did the White population (9 percent). The "Other" population rose from almost 400 persons in 1990 to almost 700 persons in 2000, an increase of 67 percent.

Census 2000 Statistics by Tract

Census Tract	Total Population	White Population	African American Population	Other Race	Two or More Races	Population Aged 18 and Over
105.01	1,678	1,291	351	20	16	1,263
105.02	12,168	9,911	1,813	273	171	8,416
106.01	5,602	4,620	785	116	81	3,944
106.02	8,101	6,392	1,472	132	105	5,726
107	5,580	2,949	2,429	128	74	4,149
Totals	33,129	25,163	6,850	669	447	23,498